

Auto Feed / Remote Controlled Guillotine Saws

TOPSIDE AND SUB-SEA CUTTING APPLICATIONS


2" THRU 32" (50 - 813 MM) PIPE

[" Super C " Auto Feed Saw Manual](#)


[" Super D " Auto Feed Saw Manual](#)

[" Super G " Auto Feed Saw Manual](#)


We also have saws that can be remotely operated from a safe distance with a portable control stand that clamps to the pipe.



Super C Auto Feed



Super D Auto Feed



Super G Auto Feed